

# Local Results Analysis

A summary of the local results of the national Neighbourhood Alert annual member survey October 2023



## NORTHAMPTONSHIRE

**34,112** (1,05 million)  
Recipients

Emails sent to registered members in the Northamptonshire area (3,258 interacted)

**3,144** (108,690)  
Respondents

Answered at least one question (all questions non compulsory)

**9.2%** (10.3%)  
Response rate

Response rate for members in area

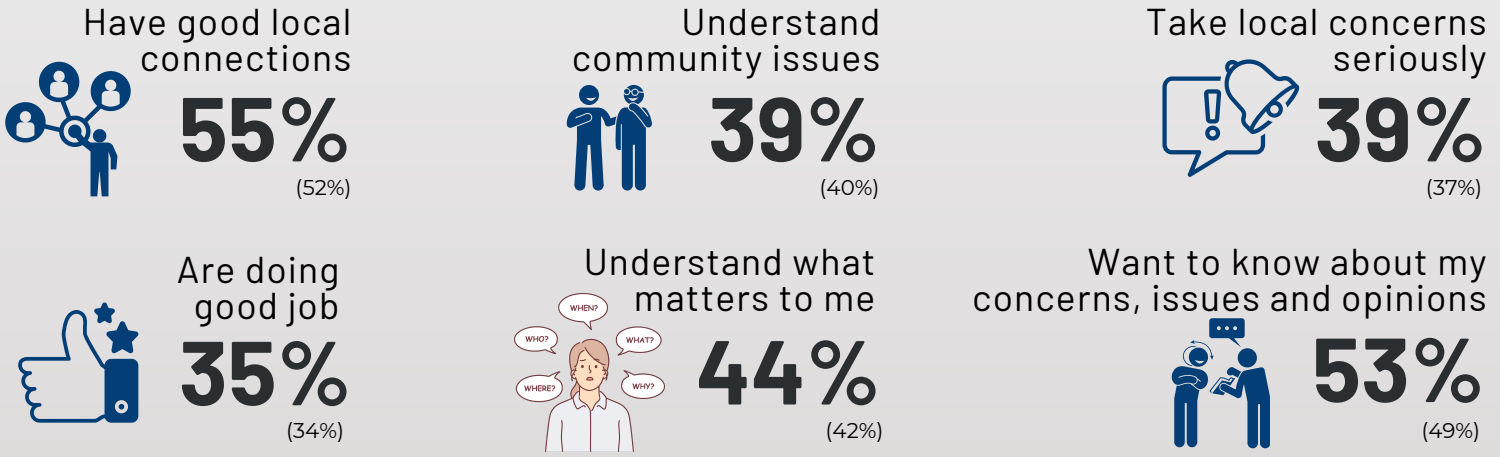
(Note: All figures shown in brackets represent the equivalent national figure).

## Reach

Registered members, database size, message sharing and total potential reach in Northamptonshire




## I feel that my local police...



## Feedback

Percentage that agreed (or strongly agreed) that messages in the last year were...



## Message quantity

**86.0%**  
About right

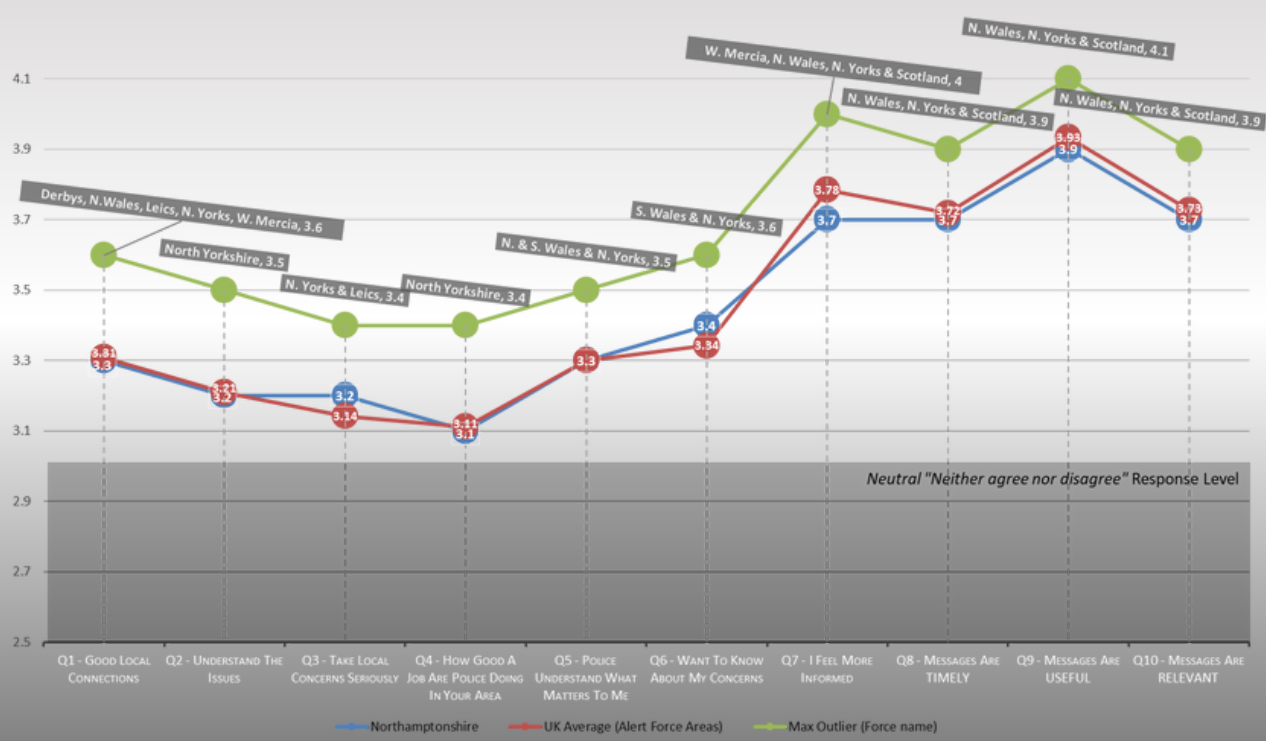


## Impact

Evaluating the effect of the messages received over the last 12 months



# Likert Scale Question Rankings



## Not Social Media

Comparison with social media reach and trust

Percentage of members in your area that do NOT follow Northamptonshire police on social media

(inc. Facebook, Instagram, Nextdoor, X or WhatsApp)

63% (63%)



% that trust Northamptonshire Alert

92% (91%)



Facebook is the next most trusted channel

30% (31%)

## A Social Media Springboard



43% of these respondents would forward relevant messages if they got them first

1,909 Channels used by registered respondents

2,678,083 Potential force-wide social media groups & accounts (if all members did the same)

128,368 Social channels, timelines, groups and accounts available from respondents

## Appetite for local, relevant information



Top key information members want to see on Local Pages:

Local NPT members and contact information

What police messages have been sent to my area

Summary of what people in my area are saying are the main concerns in the area

53% (57%)

1319 respondents in your area said a local area page would be useful to them